






Genealogy Computer Group



Burning Your Own CD's







Presented by:

Gord Hulbert

12 October 2002

Agenda

- Software
- Hardware
- Futures



Update



32x10x40 Internal CD-RW Drive

- 32x write, 10x re-write, 40x read speed
- 8MB data buffer with Superlink buffer underrun protection
- 1 year warranty

WebID: 10012815



¹139.99 - 140 Mail-in Rebate
- ¹⁰Instant Rebate = ¹89.99

Software






- ✓ Roxio (nee Adaptec)

<http://www.roxio.com/en/products/ecdc/index.jhtml>

- ✓ Nero

<http://www.nero.com/en/index.html#root>

Hardware








Types of Compact Disks

CD or CD-ROM (Read Only Memory)



The most common types of *compact discs* are **CD's** used in the *music industry* to store digital recordings and **CD-ROM's** used to store *computer data*. A CD-ROM can hold up to 700 MB of data (80 minutes) which is equivalent to over 750 floppy disks.

(Cont.)







CD-R (Recordable)



A **CD-R** uses WORM (*w*rite *o*nce, *r*ead *m*any) technology which allows a user to write ("burn") a CD-ROM or an audio CD. With sufficient knowledge, multisession recordings can be made. A user must not only own a CD-RW drive, but must also own the proper software (ie: Adaptec's Easy CD Creator).

(Cont.)



CR-RW (Read-Write)





CD-RW media can now be used in newer MultiRead CD-ROM's. You *cannot* play CD-RW in most home or car stereo CD players. However, CD-RW's can be played on some DVD players. Useful for storing large amounts of data which may require updating.



With a CD-R, you can...

- Record audio
- Record data
- Record video
- Or, record a combination of the above

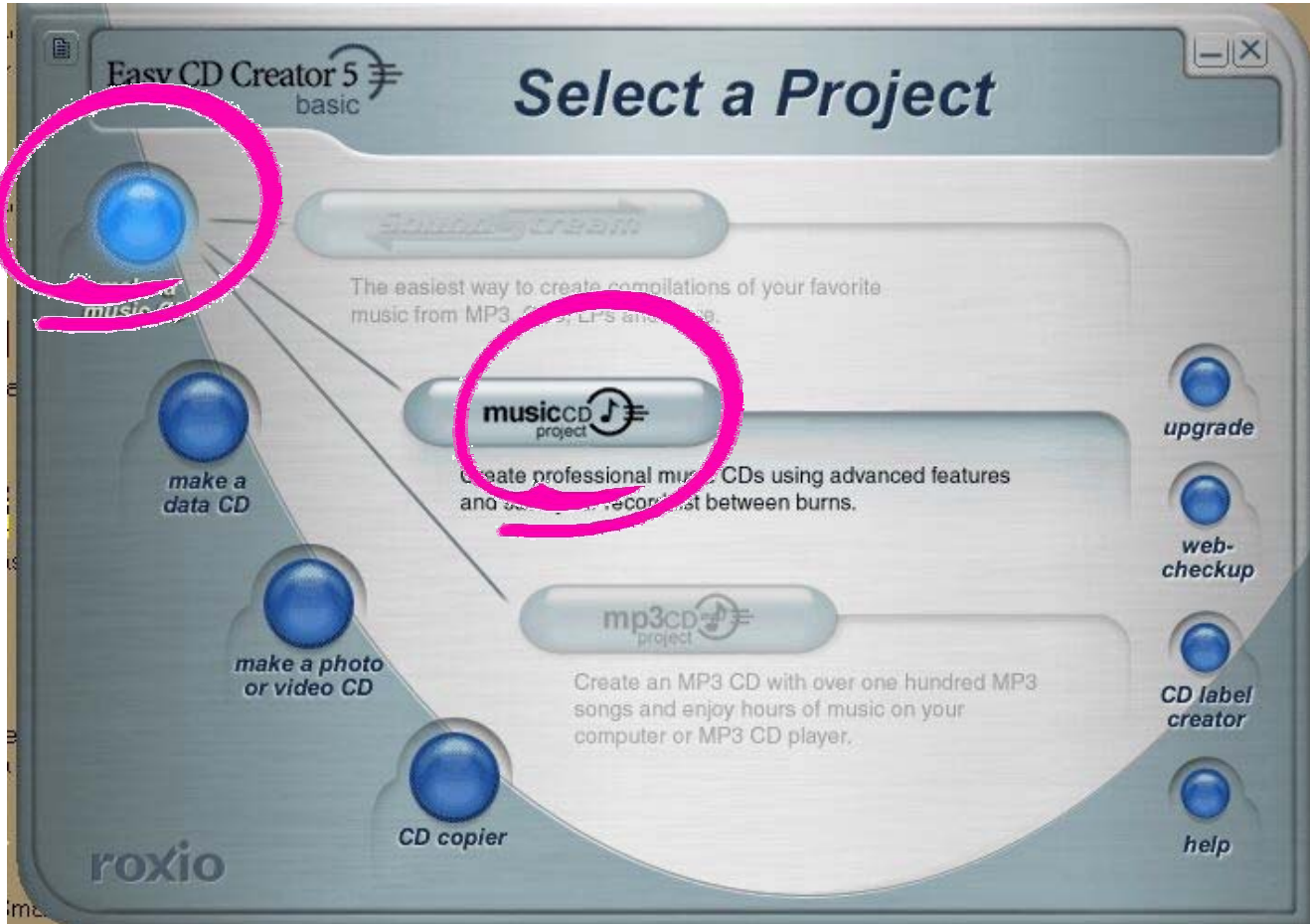
Software



Roxio Project Screen



“Make a Audio CD”



Untitled Music CD Project - Easy CD Creator

File Edit View CD Tools Track Internet Help

Select source files:

WavFile

EasyCDCreator 5

Name	Size	Type	Modified
estrud gilberto - Bl...	4,206KB	MP3 Audio	3/4/02 12:32 PM
estrud gilberto - B...	2,740KB	MP3 Audio	3/4/02 12:22 PM
estrud gilberto - br...	3,158KB	MP3 Audio	3/4/02 12:23 PM
estrud gilberto - C...	1,861KB	MP3 Audio	3/4/02 12:33 PM
estrud gilberto - C...	3,990KB	MP3 Audio	3/4/02 12:19 PM
estrud gilberto - gi...	7,652KB	MP3 Audio	3/4/02 12:28 PM
estrud gilberto - i...	4,396KB	MP3 Audio	3/4/02 12:25 PM

musicCD project

Add Remove preview distribute record

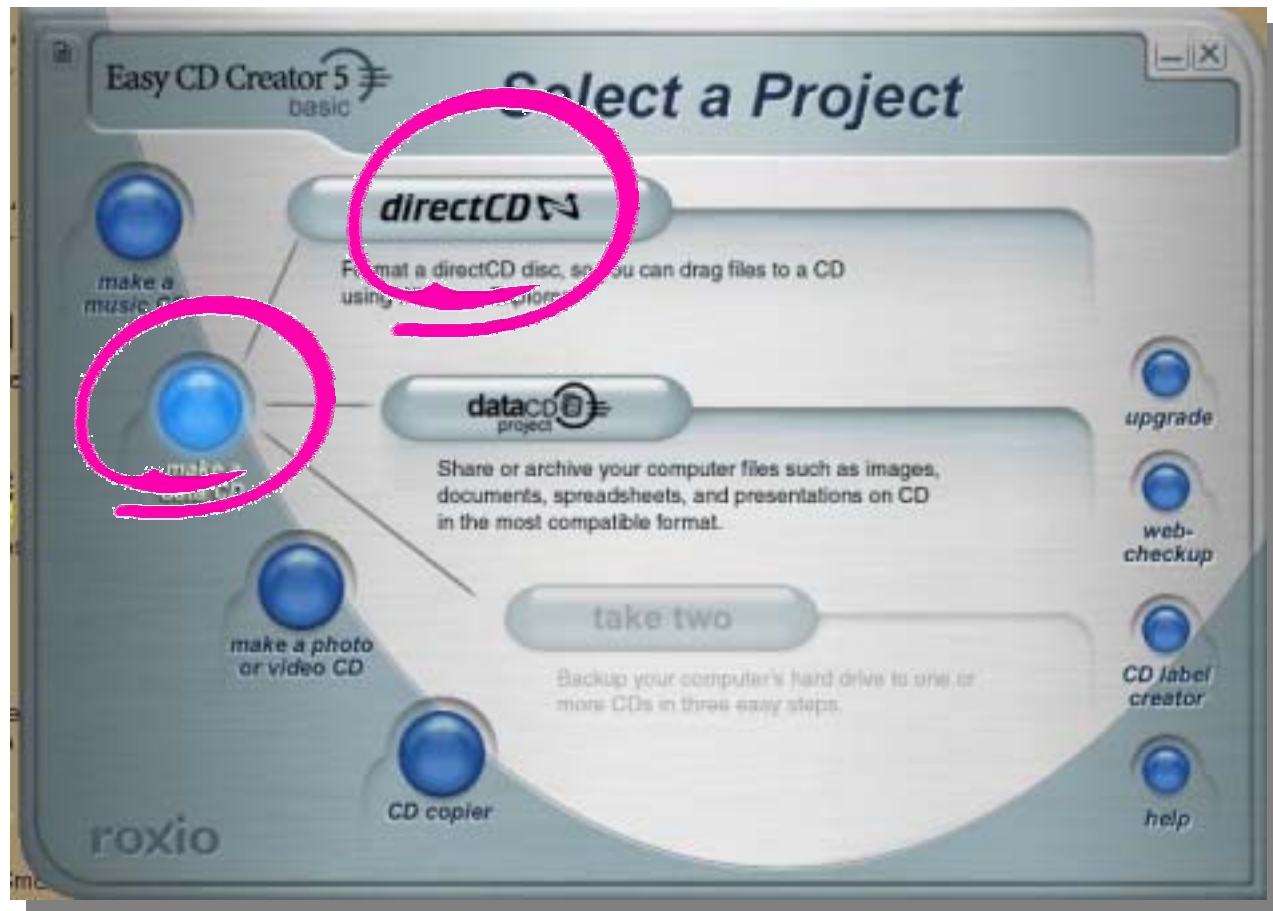
New CD Title: New Title Artist Name: New Artist

Track	Title	Duration	From
1	estrud gilberto - brazil	02:41:49	D:\WavFile\estrud gilberto - brazil.mp3

Project Size: 2.41 m.s (Estimated free time: 71.18 m.s on a 74 min CD, 77.18 m.s on an 80 min CD) 74.00 80.00

1 audio track(s) Audio CD HL-DT-ST CD-RW GCE-B160B Track At Once

Making a Data CD



Unlabeled Data CD Project - Easy CD Creator

File Edit View CD Tools Track Internet Help

Select source files: legacy

EasyCD Creator 5

Name	Size	Type	Modified
Bkindex2.dta	64KB	DTA File	8/5/02 11:02 AM
Bklocate.dt6	141KB	DT6 File	8/5/02 2:54 PM
Bkmail.dt6	7KB	DT6 File	8/4/02 2:42 PM
Bkmarr.dt6	138KB	DT6 File	8/10/02 1:51 PM
Bkmessg.dt6	180KB	DT6 File	8/5/02 11:05 AM
Bkother.dt6	155KB	DT6 File	8/10/02 1:51 PM
Bkparam.dta	6KB	DTA File	8/10/02 11:01 AM

data project

Add Remove

record

Name	Size	Type
BKLOCATE.DT6	141KB	DT6 File
BKMAIL.DT6	7KB	DT6 File
BKMARR.DT6	138KB	DT6 File
BKMESSG.DT6	180KB	DT6 File
BKOTHER.DT6	155KB	DT6 File

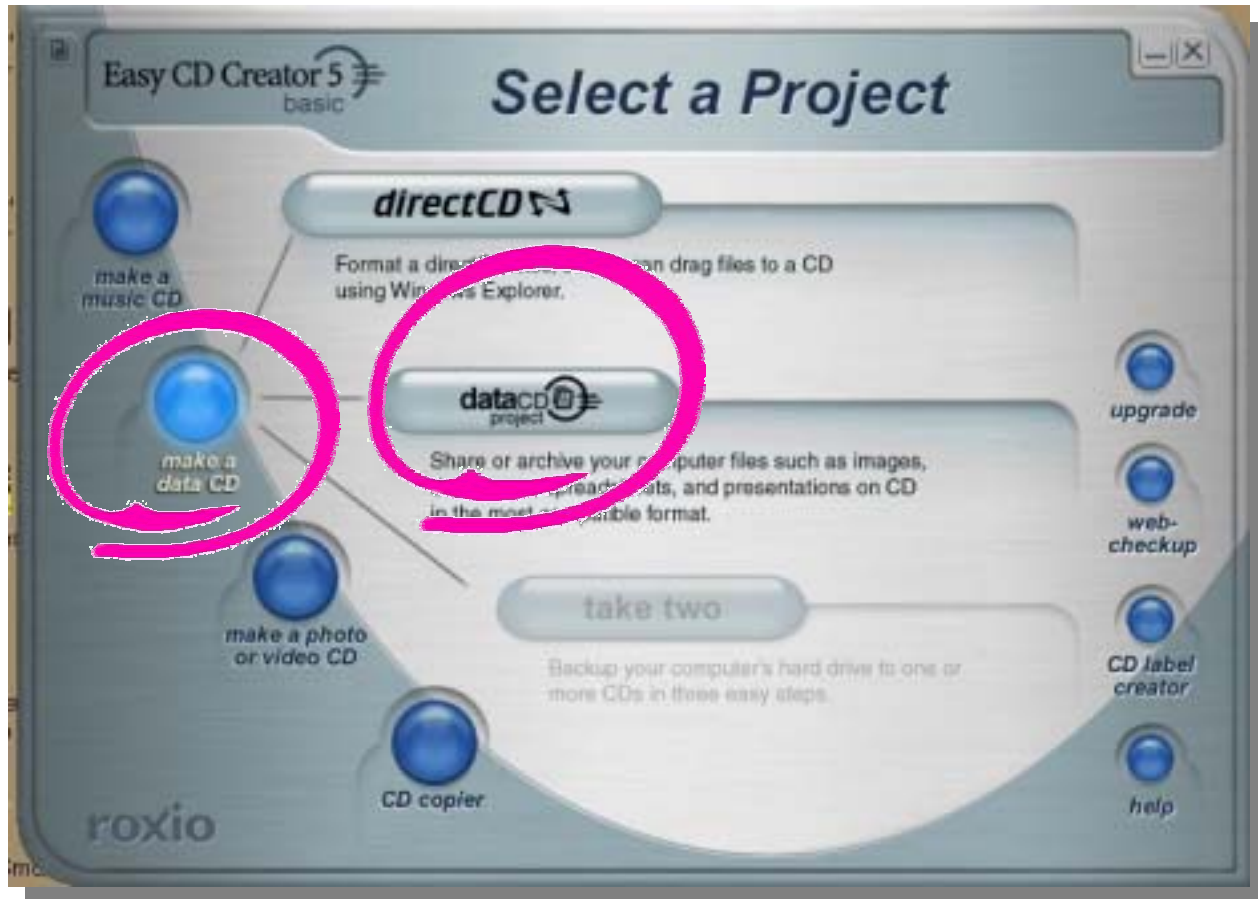
021011_1013

Project Size: 624 KB (Estimated free space: 649.75 MB on a 74 min CD, 702.5 MB on an 80 min CD) 74:00 80:00

5 file(s), 0 folder(s) Data CD / Joliet HL-DT-ST CD-RW GCE-8160B Track At Once



Make a Data CD



Untitled Data CD Project - Easy CD Creator

File Edit View CD Tools Track Internet Help

Select source files:

legacy

EasyCD Creator 5

Name	Size	Type	Modified
Bkindex2.dta	64KB	DTA File	8/5/02 11:02 AM
Bklocate.dt6	141KB	DT6 File	8/5/02 2:54 PM
Bkmail.dt6	7KB	DT6 File	8/4/02 2:42 PM
Bkmarr.dt6	138KB	DT6 File	8/10/02 1:51 PM
Bkmessg.dt6	180KB	DT6 File	8/9/02 11:05 AM
Bkother.dt6	155KB	DT6 File	8/10/02 1:51 PM
Bkparam.dta	6KB	DTA File	8/10/02 11:01 AM

dataCD project


Add Remove preview burn record

021011_1013

Name	Size	Type
BKLOCATE.DT6	141KB	DT6 File
BKMAIL.DT6	7KB	DT6 File
BKMARR.DT6	138KB	DT6 File
BKMESSG.DT6	180KB	DT6 File
BKOTHER.DT6	155KB	DT6 File

Project Size: 624 KB (Estimated free space: 649.75 MB on a 74 min CD, 702.5 MB on an 80 min CD) 74:00 80:00

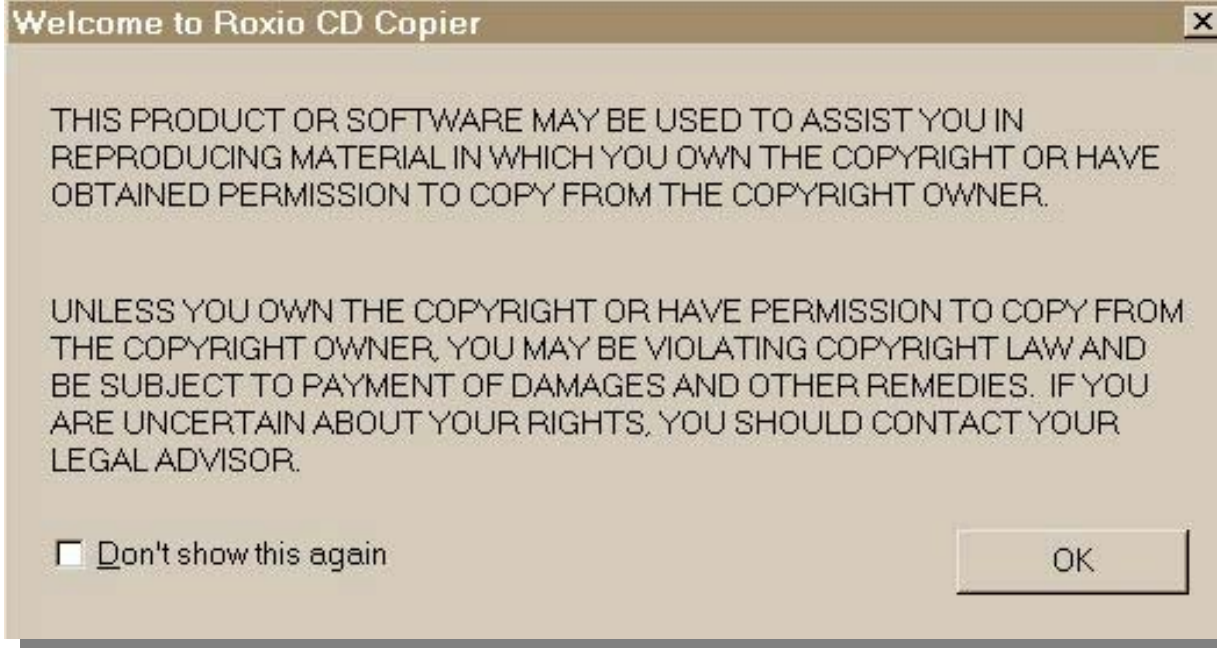
5 file(s), 0 folder(s) Data CD / Joliet HL-DT-ST CD-RW GCE-8160B Track At Once






CD Copier



Warning!!





CD Copier [-] [□] [X]

File Help

Source and Destination | **Advanced** |

CD-Recorder speed: Test
 Test & Copy
 Copy

Number of copies: Disc-At-Once
 Buffer Underrun Prevention

Save as Default

Disc Copy

Copy source CD to the hard drive first

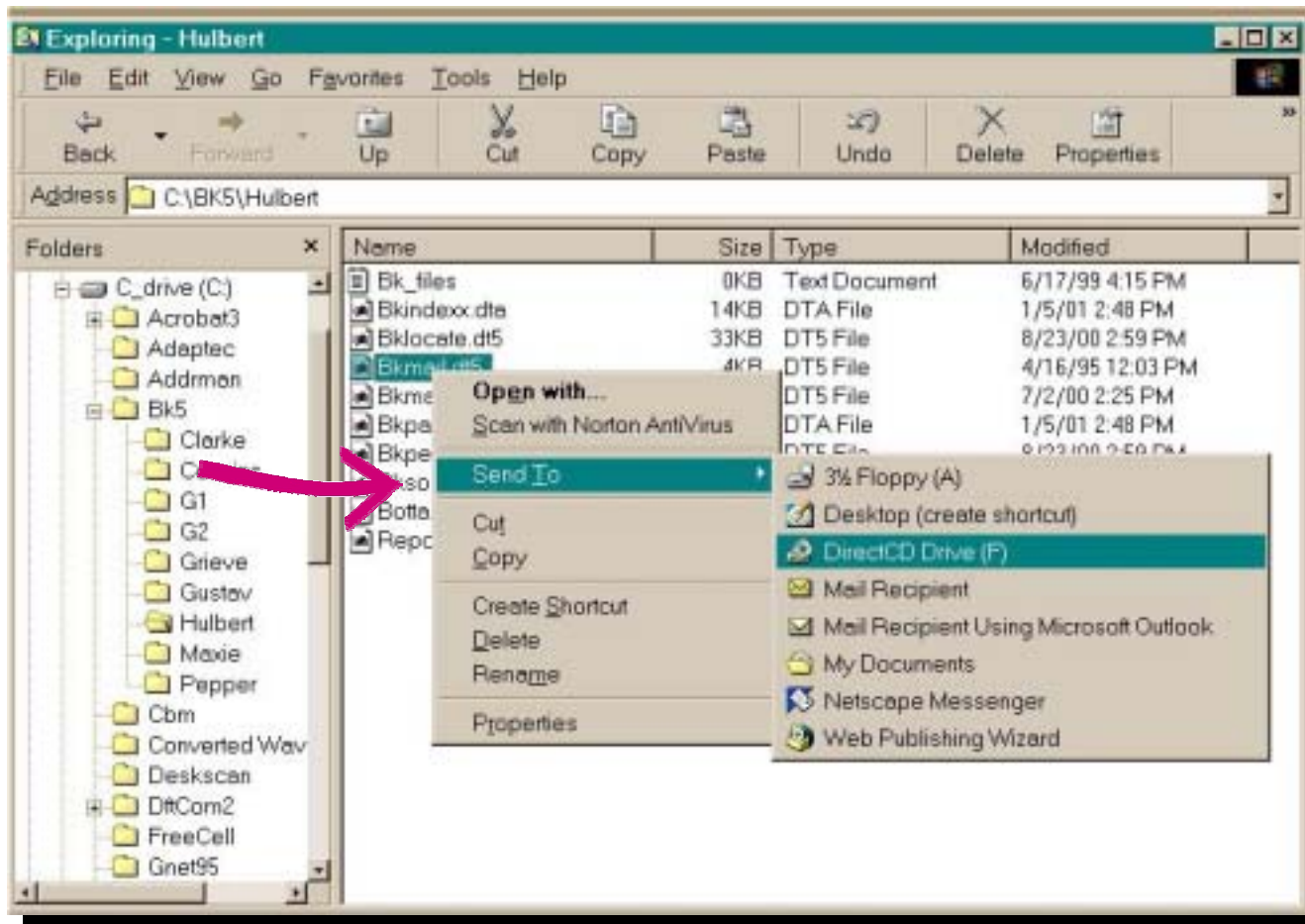
Select location

Copy

For Help, press F1

CD-RW (DirectCD)








Hints.....

- Get to know your computer very well.
- Defrag HD before “burning”.
- Turn off anti-virus program and anything else that might be running in the BG.
- Begin “burning”, back away and pray.

The above may not be applicable if you have a new burner that is “Burn Proof”



For the “Brave at Heart”



Modify your “system.ini” file to increase the CD recording success rate. In windows\system.ini, under [vcache] section, add:



```
minfilecache=512
```



```
maxfilecache=4096
```





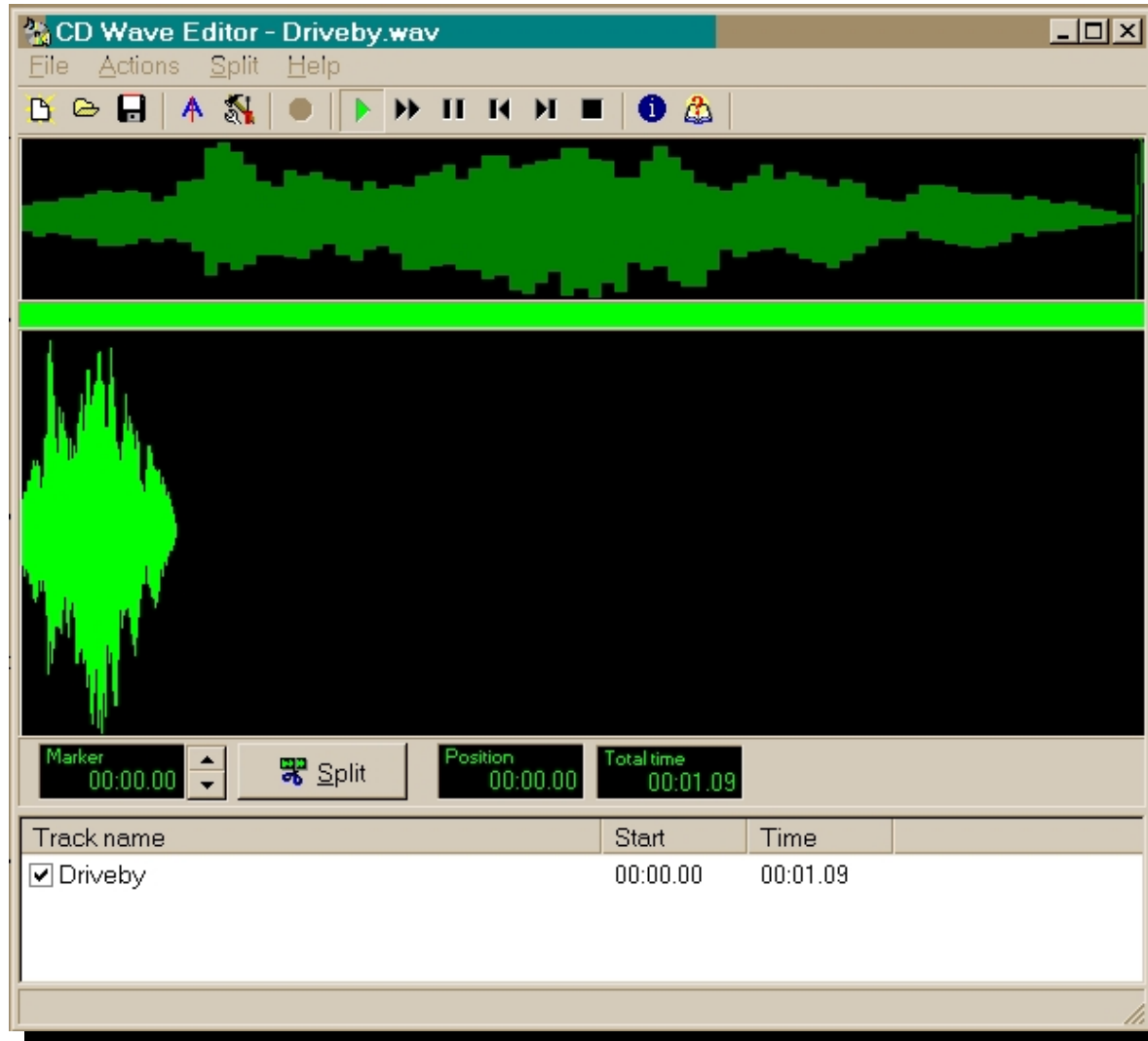
References




- Webopedia - www.pcwebopedia.com
- Mike Richter's - <http://www.mrichter.com/cdr/primer/primer.htm>
- Adaptec - <http://www.adaptec.com/>
- CDWave -
<http://www.homepages.hetnet.nl/~mjmlooijmans/cdwave/>
- Wave Repair & LP to CD-R -
<http://homepages.nildram.co.uk/~abcomp/wavrep.htm>
- Cdex (Audio tracks to HD) - <http://www.cdex.n3.net/>

LP to CD-R

1. Copy LP to tape using home stereo
2. Connect ghetto blaster's mike-out to audio card's line-in. Load tape to HD using CD Wave.
3. Split large wav. file into smaller files (tracks).
4. If required, edit wav. files using Wave Repair.
5. "Burn" CD-R using Adaptec's Easy CD Creator.

CD Wave





Recording Properties

Destination

Test mode, do not write to any file

File:

Free space on disk: 4860652 MB - 470 minutes

Format

Frequency:	Channels	Resolution
44100	Stereo	16 bit

Device:

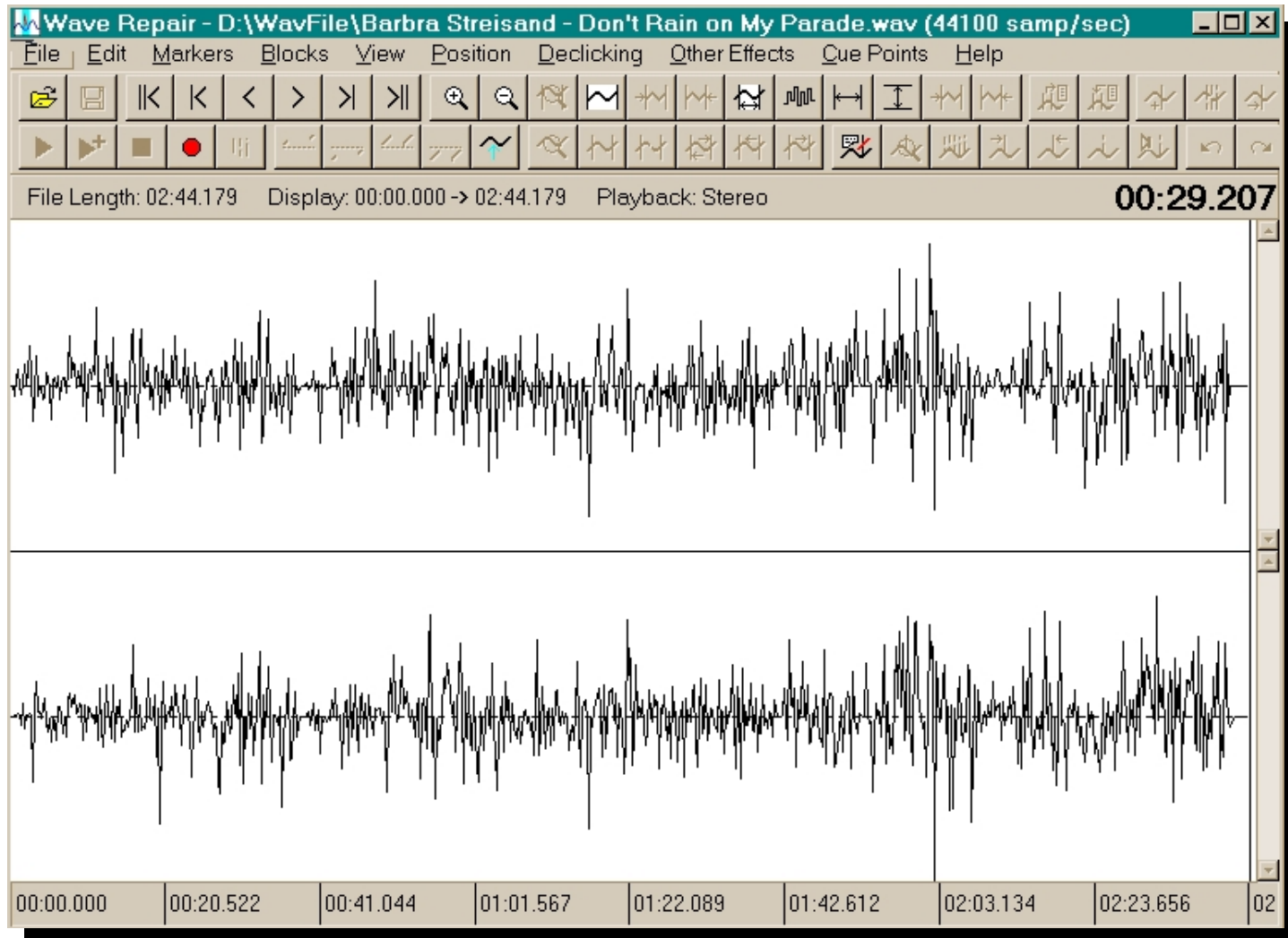
Options

"Voice activated" start

Silence is below:	<input type="text" value="512"/>	1.56 Percent
Loud is above:	<input type="text" value="30,720"/>	93.75 Percent

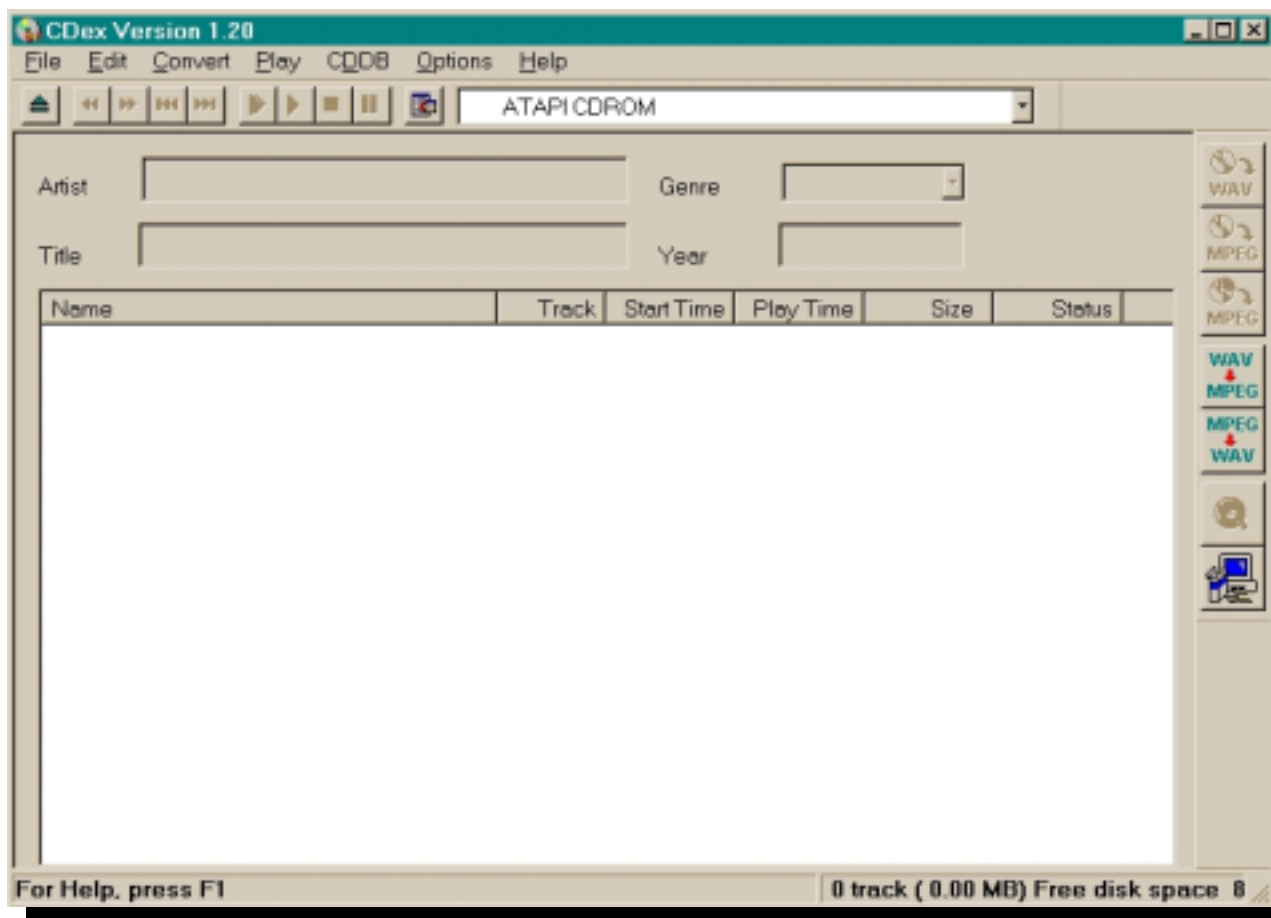
Stop Criteria

Wave Repair



Cdex

Copy Audio Tracks To HD



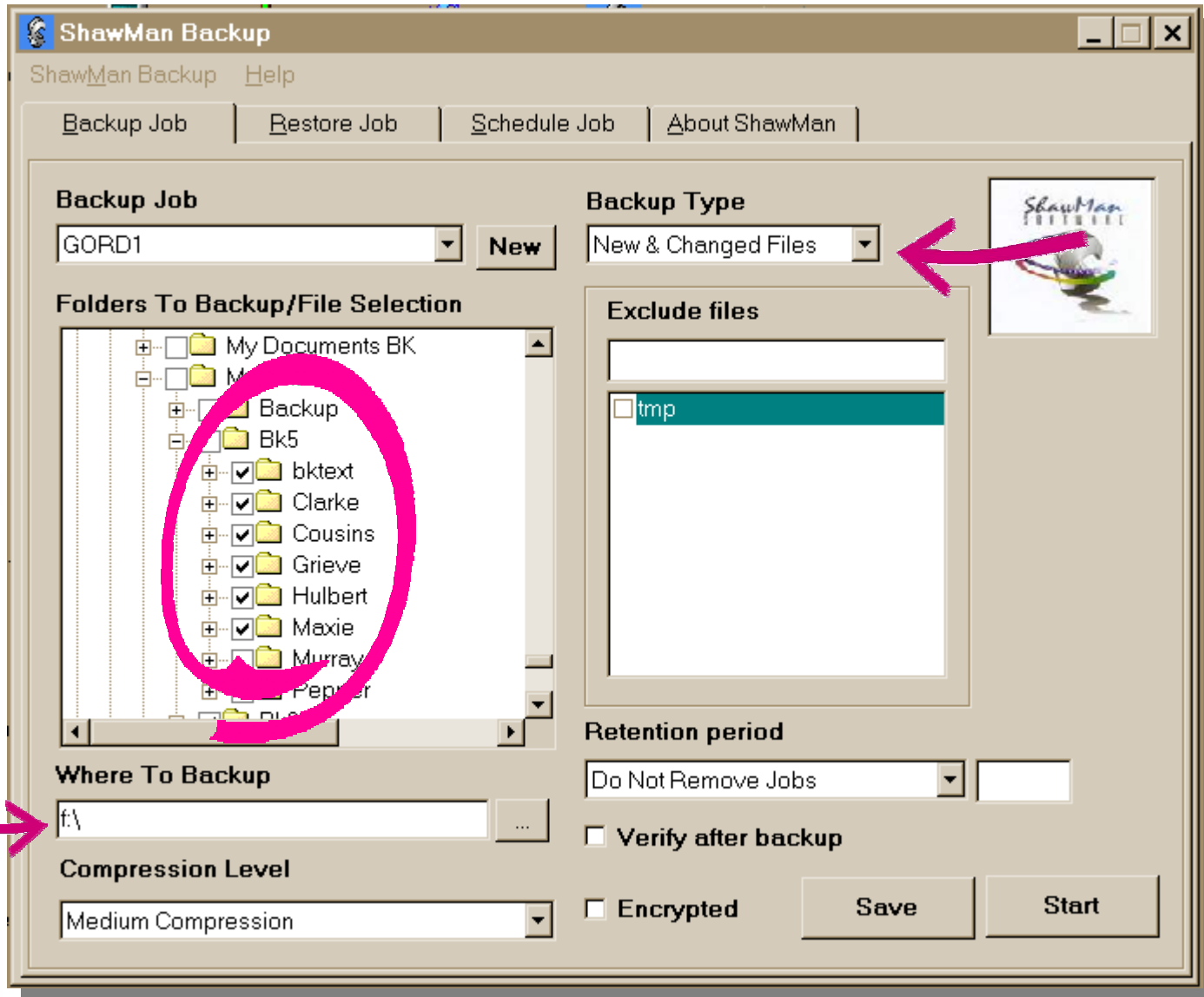


Another Idea.....

Backup your important files to a CDRW.

- Format a CDRW.
- Identify to your backup program the files you want to backup.
- Copy the files.
- Here is how I did it!

Shawman Backup Program



<http://www.tucows.com/system/preview/195646.html>

What's New?

DVD Burners

<http://computers.cnet.com/hardware/0-1095-405-20090211.html?tag=dir-rev>

<http://electronics.cnet.com/electronics/0-3622-8-9964913-1.html>

VHS to DVD

